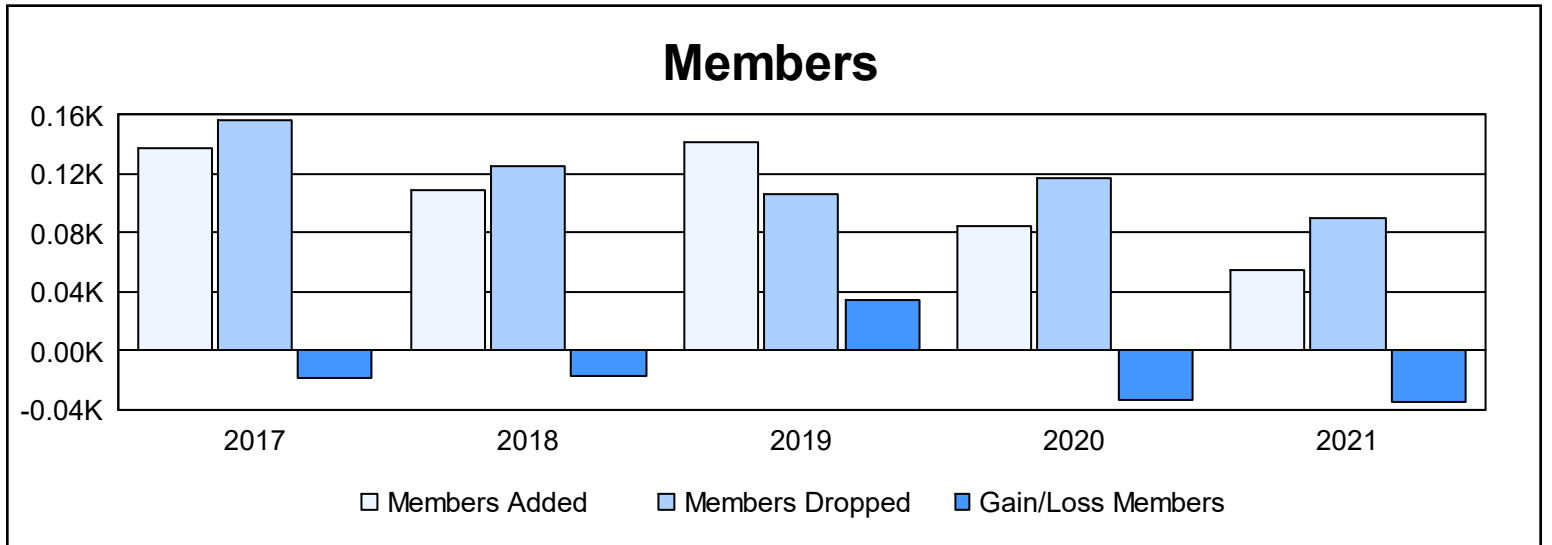
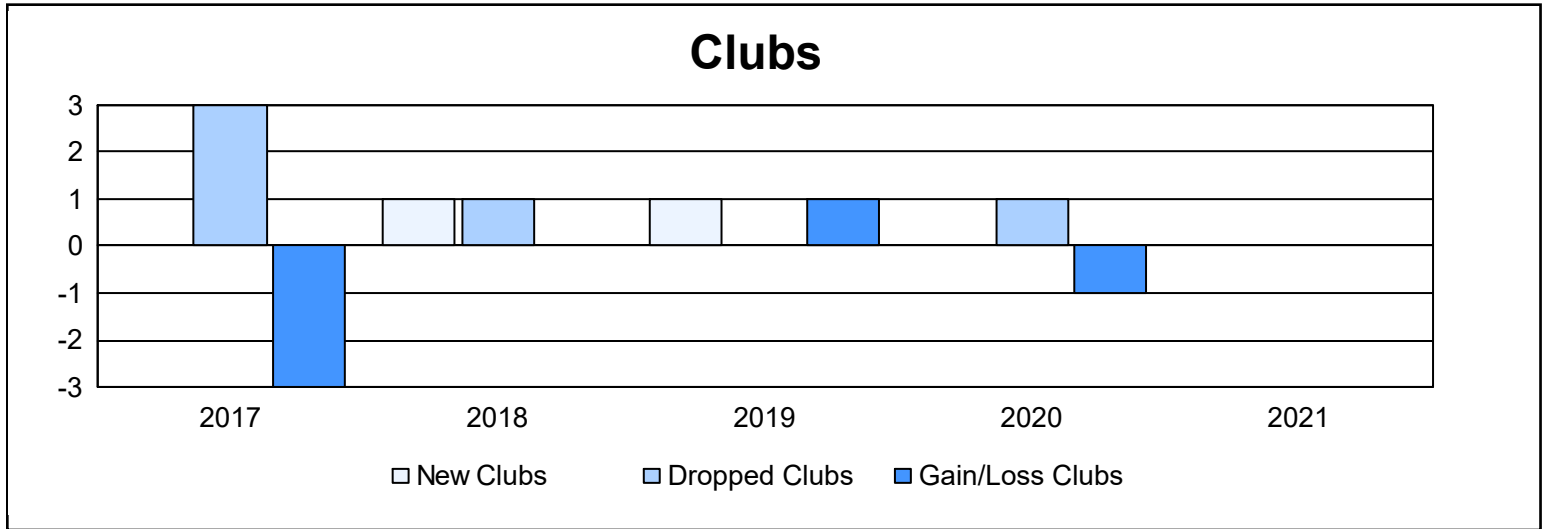
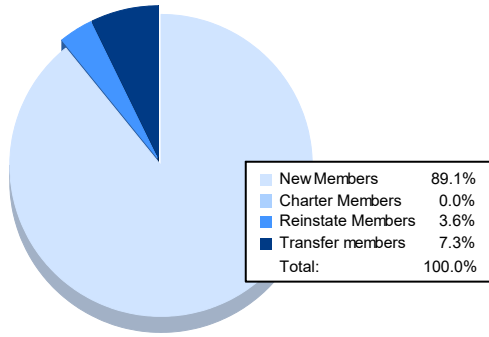


| Year | New Clubs | Dropped Clubs | Gain/ Loss Clubs | New Members | Charter Members | Reinstate Members | Transfer Members | Total Member Added | Total Members Dropped | Gain/ Loss Members |
|----------------|-----------|---------------|------------------|-------------|-----------------|-------------------|------------------|--------------------|-----------------------|--------------------|
| 2016-2017 | 0 | 3 | -3 | 94 | 6 | 2 | 35 | 137 | 156 | -19 |
| 2017-2018 | 1 | 1 | 0 | 75 | 21 | 5 | 8 | 109 | 126 | -17 |
| 2018-2019 | 1 | 0 | 1 | 111 | 24 | 4 | 2 | 141 | 106 | 35 |
| 2019-2020 | 0 | 1 | -1 | 79 | 0 | 0 | 5 | 84 | 117 | -33 |
| 2020-2021 | 0 | 0 | 0 | 49 | 0 | 2 | 4 | 55 | 90 | -35 |
| Average | 0 | 1 | -1 | 82 | 10 | 3 | 11 | 105 | 119 | -14 |



Membership Composition June 2021 Cumulative



Gender Composition June 2021 Cumulative

